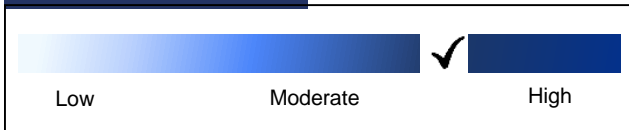


INVESTMENT OBJECTIVE

To provide an optimum investment income through investing medium to long term horizon in equity instruments, debt securities and/or money market instruments, based on a systematic investment process and a consideration to its investment risks.

RISK CLASSIFICATION



DETAIL OF SETIABUDI DANA CAMPURAN

Effective Date	4 September 2017
Launching Date	25 September 2017
Type of Fund	IDR Balanced Fund
ISIN Code	IDN000302106
Initial Subscription	Min. IDR 1 million
Next Subscription	Min. IDR 1 million
Unit Redemption	Min. IDR 1 million
Unit Holding	Min. IDR 1 million
Fund Size	IDR 31.18 billion
NAB / Unit	IDR 1,059.64
Subscription Fee	Max. 1%
Redemption Fee	Max. 1%
Switching Fee	Max. 1%
Custodian Bank	BCA
Management Fee	Max. 3.0%
Custodian Fee	Max. 0.2%
Bank Account	Bank Central Asia Acct. 206-357-2021 RD Setiabudi Dana Campuran

PERFORMANCE SINCE INCEPTION



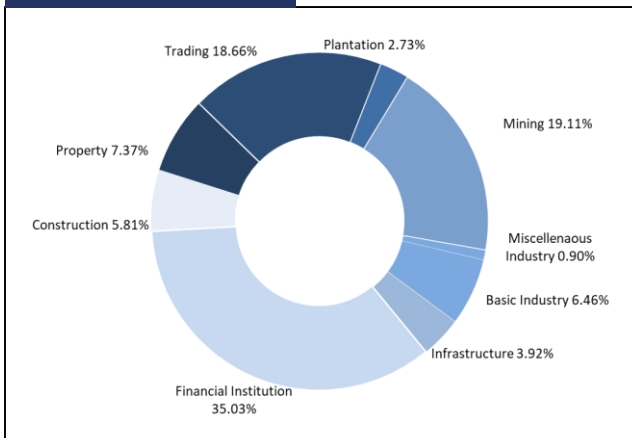
INVESTMENT POLICY

Equity : 1 – 79%
 Fixed Income : 1 – 79%
 Money Market : 0 – 79%

PORTFOLIO COMPOSITION

Equity : 64.0%
 Fixed Income : 16.0%
 Money Market : 20.0%

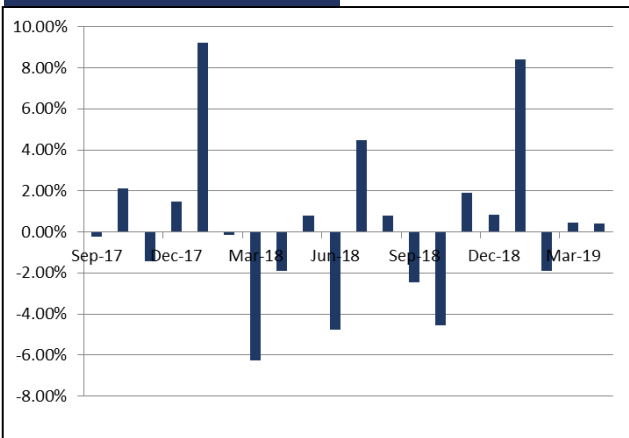
SECTOR ALLOCATION



5 TOP HOLDINGS (Alphabet)

Adaro Energy Tbk.	Equity
Bank Maybank Indonesia Tbk.	Bonds
Indo Tambangraya Megah Tbk.	Equity
Maybank Indonesia Finance	Bonds
United Tractor Tbk.	Equity

MONTHLY PERFORMANCE



PERFORMANCE COMPARISON

	YTD	1 month	3 months	1 year	3 years	Since Inception
CAMP	7.31%	0.42%	-1.02%	3.71%	n.a.	5.96%
Benchmark (70%IHSG + 30% Infovesta Corporate Bond Index)	3.52%	0.02%	-0.34%	6.85%	n.a.	9.43%
Annualized volatility	9.91%					

PT Setiabudi Investment Management
 Setiabudi Atrium 5th Floor Suite 501A, Jl. H.R.Rasuna Said Kav. 62, Jakarta 12920, Indonesia
 Tel: +6221 5210670 Fax: +6221 5210671



This report is prepared by PT Setiabudi Investment Management ("SIM") for information purposes only. It does not constitute an offer, invitation, or solicitation to buy or sell units of this fund. All reasonable care has been taken to ensure that the information contained herein is not misleading, but no representation as to its accuracy and completeness. Past performance of this fund is not guarantee of its future performance, and price of units can go down as well as up and cannot be guaranteed. Prospective investors should read Prospectus for details. This fund may not be suitable for all investors and you are advised to seek independent financial advice before making any investment. This information is subject to change without any notice and SIM has no obligations to update or amend any information contained herein.